


Guide No. 78140

The Official

TURBO™

by SEGA®

CARTRIDGE INSTRUCTIONS




- For color TV only
- For one player
- Select from four skill levels

For use with Intellivision® or Intellivision® II
Master Component

COLECO

GAME DESCRIPTION



Rev your engines and get ready to test your driving skills in **TURBO!** As in the popular Sega® arcade game, you speed your racer over city, country and mountain roads. Twist and turn to swerve past oil slicks, other cars and ambulances. Shift into low gear on dangerous road curves and icy roadways. **TURBO** gives you the thrill of a genuine road race!

GETTING READY TO PLAY

- Make sure the Master Component is connected to the TV and power supply is plugged in.
- TV should be on and tuned to the same channel as the Channel Select Switch on the console.
- **MAKE SURE THE MASTER COMPONENT IS OFF WHEN INSERTING CARTRIDGE.** Fully insert cartridge, with label facing up, to the indicator marks on both sides of the label. Turn **Off/On** switch to **On** after cartridge has been inserted.

**INTELLIVISION®
MASTER
COMPONENT**



**AC POWER
SUPPLY**

**TV CONNECTOR
CORD**

**PLAYER 2
CONTROLLER**

**PLAYER 1
CONTROLLER**

CARTRIDGE

**RESET
BUTTON**

**ON/OFF
SWITCH**

**CARTRIDGE
SLOT**

**INTELLIVISION® II
MASTER
COMPONENT**

**TV CONNECTOR
CORD**

**AC POWER
SUPPLY**

**ON/OFF
RESET
SWITCH**

**PLAYER 1
CONTROLLER**

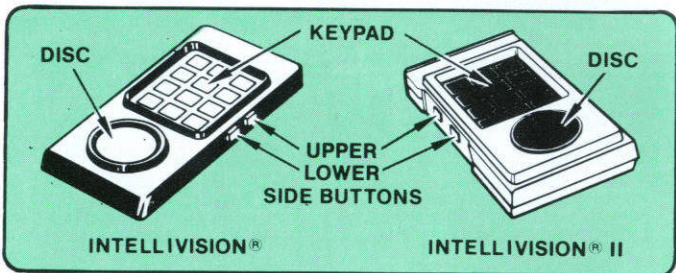
**PLAYER 2
CONTROLLER**

**CARTRIDGE
SLOT**

CARTRIDGE

USING YOUR CONTROLS

NOTE: Player uses the **right** controller.



1. **Keypad:** Use keypad buttons to choose your skill level and to start playing.
2. **Disc:** Press down on an edge of the Disc and rotate it from right to left or left to right to move your Turbo racer from side to side.
3. **Side Buttons:** These act as gear shifts.

You have two gear levels: Low and High. To find your level, check the Gear indicator in the upper right corner of the screen, below your score. "H" is for High Gear, "L" is for Low.

To gear up, press either **upper** Side Button. You'll hear the engine whine as it goes from idling to Low, or from Low to High.

To gear down, press either **lower** Side Button. You'll hear the engine go from High to Low, or from Low to idling.

You can change your gear anytime by pressing the Side Button of your choice. By changing back and forth, you can maintain an intermediate speed.

HERE'S HOW TO PLAY

Choose your challenge.

Press **Reset** to make the Title Screen appear. Then press the Disc, any Keypad Button or any Side Button to make the Game Option Screen appear. Choose a skill from 1 through 4 by pressing the corresponding Keypad Button.

Skill 1 is the easiest level, suitable for beginners.

Skill 2 action is faster than Skill 1, but not as demanding as the arcade game.

Skill 3 plays much like the arcade game.

Skill 4 is more challenging than the arcade version!

If you accidentally make the wrong choice, press **RESET** on the game console and choose again.

On your mark!

Your engine starts — the countdown begins — and you're off! Shift into low gear and accelerate. You gain speed faster in low — but only to a certain point. When you reach the maximum in low, shift into high to go even faster.

Life in the fast lane.

Slick maneuvering will get you out of the city in record time. But watch out for cars that come from behind!

Passing fancy.

Each car you pass gets you closer to extra time on the course. But each car that passes **you** takes away from your cars passed total.

CARS PASSED

CAR PASS: 0

TIME: 93

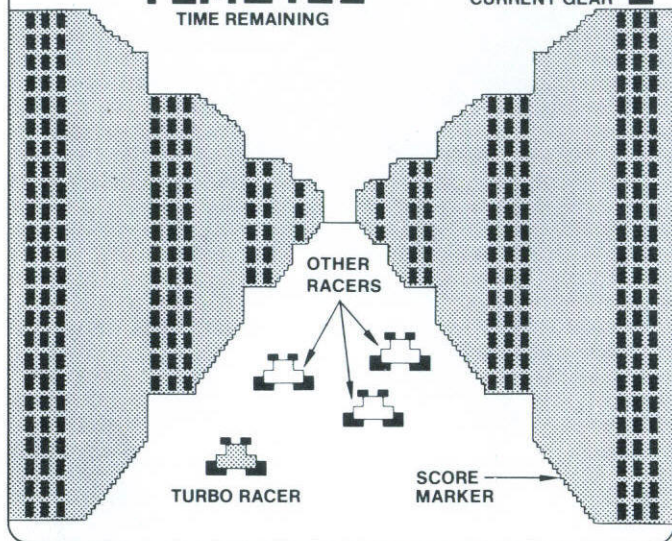
TIME REMAINING

SCORE

000340

CURRENT GEAR



L



Danger! Danger!

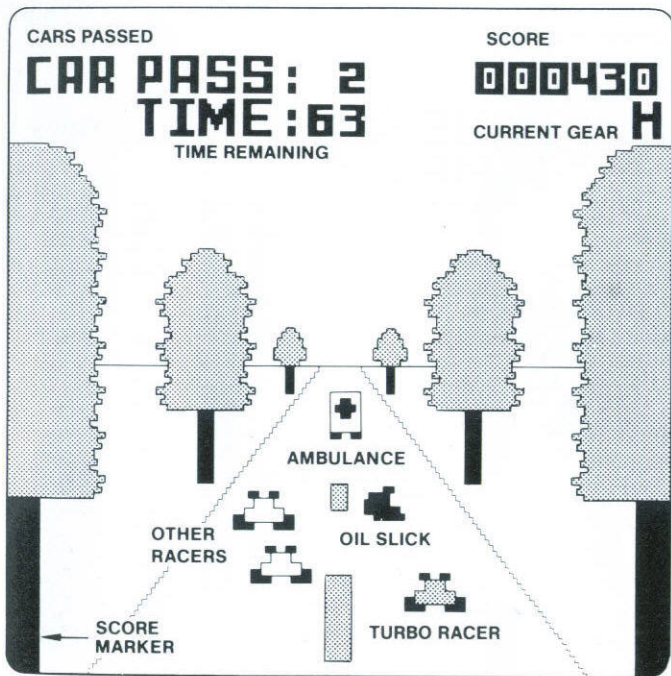
Screeching tires against the roadside barriers warn you that you're about to crash. Use caution and skill, or you'll slide on slippery snow and greasy oil slicks.

Here are some driving tips:

- 
1. Slow your speed on snow or oil.
 2. Listen to your engine.
- 

Watch out! Ambulance!

Sirens screaming, an ambulance rushes ahead to a collision site. Move aside, but be ready to zoom as soon as the ambulance speeds ahead. You can't outrun the ambulance, so let it pass.



TURBO crashes!

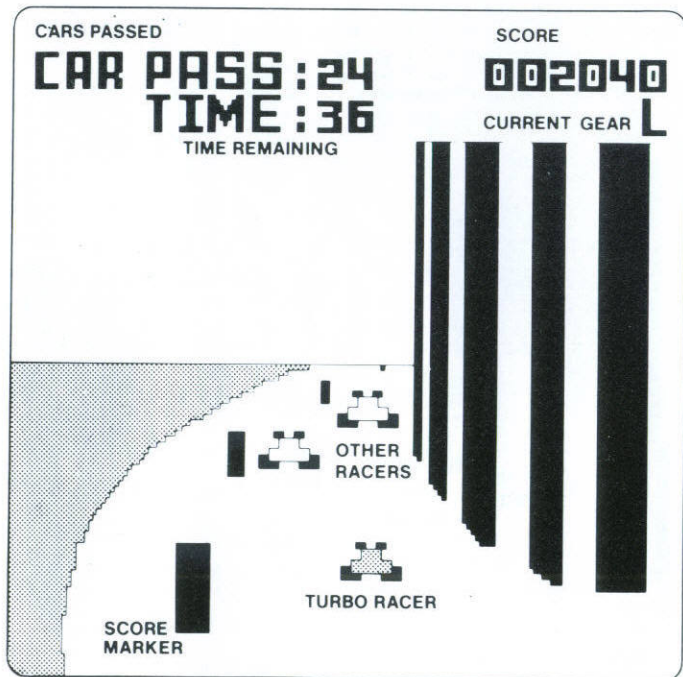
If you collide with another racer, your opponents race past. Release the Disc, then gear up again safely.

In regular play, you can crash as many times as you like. Your racer will always start after a collision — unless you run out of time! So watch your time remaining.

The challenging final seconds.

If you pass 30 cars, you continue until your time runs out. Then you go for another round and your time resets to 99. If you pass **another** 30 cars, you continue playing until time runs out, then your time resets to 99 again. This pattern continues until you have crashed twice into cars.

In Skill Level 1 Extended Play you can have an unlimited number of crashes.



Bonus points.

To earn bonus points, you **must** pass 30 cars. You get 40 points for each car you passed, up to 99 cars. If you earn more driving time, and pass 30 or more cars, you earn 40

bonus points for each car again. The game ends when your time runs out, or if you crash twice into other cars during extended play.

In Skill Level 1 Extended Play you can have an unlimited number of crashes.

Starting Over.

Press the Disc, any Keypad Button or any Side Button to select another game.

SCORING

Each score marker passed 2 points

Bonus Scoring

Points tally **only** if you pass 30 or more cars.

Each car passed 40 points

THE FUN OF DISCOVERY

This instruction booklet provides the basic information you need to start playing TURBO, but it is only the beginning! You will find that this cartridge is full of special features to make TURBO exciting every time you play. Experiment with different techniques — and enjoy the game!

90-DAY LIMITED WARRANTY

Coleco warrants to the original consumer purchaser in the United States of America that this video game cartridge will be free of defects in material or workmanship for 90 days from the date of purchase under normal in-house use.

Coleco's sole and exclusive liability for defects in material and workmanship shall be limited to repair or replacement at its authorized Coleco Service Station. This warranty does not obligate Coleco to bear the cost of transportation charges in connection with the repair or replacement of defective parts.

This warranty is invalid if the damage or defect is caused by accident, act of God, consumer abuse, unauthorized alteration or repair, vandalism, or misuse.

Any implied warranties arising out of the sale of the video game cartridges including the implied warranties of merchantability and fitness for a particular purpose are limited to the above 90 day period. Coleco shall in no event be liable for incidental, consequential, contingent or any other damages.

This warranty gives you specific legal rights, and you may have other rights which vary from State to State. Some states do not allow the exclusion or limitation of incidental or consequential damages or limitations on how long an implied warranty lasts, so the above limitations or exclusions may not apply to you.

SERVICE POLICY

Please read your Video Game Owner's Manual carefully before using the product. If your video game cartridge fails to operate properly, please refer to the trouble-shooting checklist in the Owner's Manual for your particular video system. If you cannot correct the malfunction after consulting the trouble-shooting checklist, please call Customer Service on

Coleco's toll-free service hotline: 1-800-842-1225 nationwide. This service is in operation from 8:00 a.m. to 5:00 p.m. Eastern Standard Time, Monday through Friday.

If Customer Service advises you to return your video game cartridge, please return it postage prepaid and insured, with your name, address, proof of the date of purchase, and a brief description of the problem to the Service Station you have been directed to return it to by the toll-free service information. If your cartridge is found to be factory defective during the first 90 days, it will be repaired or replaced at no cost to you. If the cartridge is found to have been consumer damaged or abused and therefore not covered by the warranty, then you will be advised, in advance, of repair costs.

If your cartridge requires service after expiration of the 90 day Limited Warranty period, please call Coleco's toll-free service hotline for instructions on how to proceed: 1-800-842-1225 nationwide.



TURBO™ and SEGA® are the trademarks of SEGA ENTERPRISES, INC. © 1981 SEGA ENTERPRISES, Inc.

Intellivision® is the trademark of Mattel, Inc.

Package, Program and Audiovisual © 1983 Coleco Industries, Inc., Amsterdam, New York 12010