


IMAGIC

SWORDS & SERPENTS™



GAME PROGRAM INSTRUCTIONS



The old King lay dying. His son, the Warrior Prince, leaned closer to hear his ailing father's final words.

"Would that I could die as I was born, in our family's ancestral land!" The ancient one struggled for breath. "Reclaim our conquered Kingdom, my son. Defy the Sinister Serpent! Prevail against its henchmen! Restore our tarnished pride!...Defy...prevail...restore...." With that, the withered monarch breathed his last.

The Warrior Prince, much moved, stood slowly. He unsheathed his broadsword, and, holding it high above his head, he solemnly intoned, "Defy. Prevail. Restore. **I vow it!**"



CONTENTS

- 4 GOALS
- 5 QUEST SELECTION
- 5 GAME VARIATIONS
- 6 QUICK QUEST
- 8 HAND CONTROLLERS
- 9 THE QUEST BEGINS
- 10 EVIL ADVERSARIES
- 10 PHANTOM KNIGHTS
- 10 RED SORCERERS
- 11 DEFENSES
- 11 THE ENCHANTED SWORD
- 12 MAP OF LEVEL 1
- 14 THE WIZARD'S DEFENSES
- 14 CASTING SPELLS
- 14 ACQUIRING SPELLS
- 15 SPELLS
- 16 INJURIES, CURES,
AND REINCARNATIONS
- 16 INJURIES
- 16 CURES
- 17 REINCARNATIONS
- 18 TRACKING DOWN TREASURES
- 18 STORING TREASURES
- 19 LOWER LEVELS
- 20 TRANSPORT SCROLLS
- 21 SCORING
- 22 TACTICAL TIPS

THE WARRIOR PRINCE RETURNS !

The Warrior Prince sought out Nilrem, faithful wizard to the Royal Court now in exile.

The Prince found Nilrem in a musty cave. The old Wizard was frail, but his spirit and his spells were still strong. Nilrem rejoiced at seeing the young Prince.

"I foresaw your coming; I know your great purpose!"

"Then tell me, wise Wizard, what I must needs know."

"Very well, my Prince. You must recapture your family's ancestral castle, known now as the Fortress of the Sinister Serpent. Collect all the enchanted treasures you can find. Store them in the chest on the first Level of the Fortress. Once stored, these treasures will earn you valuable valor points – and may help preserve your life!

"But take care! Legions of Phantom Knights guard the corridors of the Serpent's Fortress. They glide through walls. No mortal is equal to their villainy. Beware, too, of Red Sorcerers. They appear in white clouds of smoke and cast powerful firebursts. Man does not know their like."

"How am I to survive where others have fallen?" asked the Prince.

Nilrem touched the Warrior Prince's sword. It glistened brilliantly. The Wizard knocked twice on the breastplate of the Prince's armor. It turned pure white. The old magician placed his hand on the Prince's forehead. The young Knight felt the strength of ten men pulse through him.

"This sword will serve you well against your foes. Your armor will diminish the force of their attacks. Should you fall, you will yet rise nine times. Learn the secrets of the Serpent's Fortress. Be brave, my Prince."

The young man paused. He at last said, "Ancient One, you do me a great service. Would that I could repay it!"

"You can, noble Knight, if you would but take an old Wizard with thee."

"Done!" exclaimed the Prince.




GOALS

Help the Warrior Prince and the Wizard Nilrem as they collect treasures and battle the forces of the Sinister Serpent!

- † Locate and pick up treasures on each of the 4 Levels of the Fortress.
- † Store treasures in the chest on Level 1 to earn valor points.
- † Battle Phantom Knights and evil Red Sorcerers.
- † Find the key on each Fortress Level. With it, the Warrior Prince and Nilrem can move to the next Level where they'll find more treasures – and trials!
- † Learn the secrets of the Fortress by investigating mystical scroll rooms. Nilrem can acquire potent spells!
- † Locate the lair of the Sinister Serpent!

NOTE: Nilrem the Wizard appears in two-player versions. In the one-player game, the Warrior Prince moves through the Fortress alone.



QUEST SELECTION

When the SWORDS & SERPENTS title appears, select a game by pressing:

- † 1 Player, 2 Player or 2 Player Magic on the right controller.
- † Next, press "Enter."

GAME VARIATIONS

1 PLAYER VERSION:

The Warrior Prince battles alone, attempting to learn the floor plan of the Fortress and as many of its secrets as he can.

- † Use right keypad cover on either controller.


2 PLAYER VERSION:

The Warrior Prince and the Wizard Nilrem join forces against the Sinister Serpent. The Wizard begins with one magic spell, and acquires others as he proceeds.

- † Right controller: Warrior Prince.
- † Left controller: Nilrem the Wizard.

2 PLAYER MAGIC VERSION:

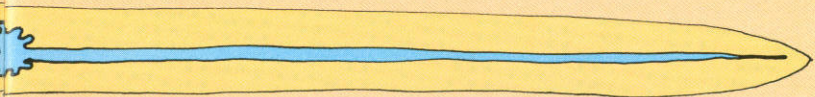
The Warrior Prince and the faithful Wizard engage the forces of evil, but this time the Wizard begins with four magic spells.



QUICK QUEST

To begin SWORDS & SERPENTS immediately, do the following:
(NOTE: Read the entire instruction manual for a full understanding of SWORDS & SERPENTS.)

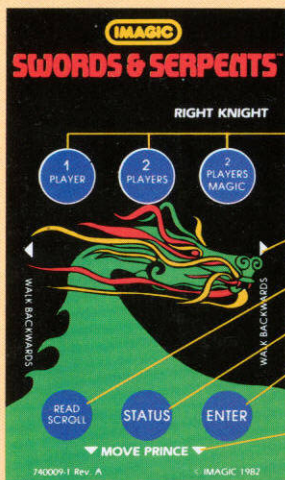
- † Select Game Variation.
 - † Screen shows Warrior Prince and the Wizard (or Prince alone) in the Fortress Store Room.
- † Use disk to move Prince or Wizard.
- † To destroy Phantom Knights or Red Sorcerers:
 - † Prince must strike them with his sword before they strike him.
 - † Warrior Prince is injured: loses half a life, changes color.
 - † Wizard casts spells he has on hand:
 - † Rotate Wizard until he faces opponent or object at which spell is directed.
 - † Release disk.
 - † Press desired spell on left controller keypad.
 - † Nilrem is injured: loses half a life, changes color.
- † To pick up treasure:
 - † Position Warrior Prince or Wizard directly over treasure.
 - † Release disk.
 - † Press "Enter."
 - † Treasure disappears when picked up.
- † To store treasure:
 - † Return to treasure chest in Store Room on Level 1.
 - † Position Prince or Wizard directly over chest.
 - † Release disk.
 - † Press "Enter."
 - † Status screen appears listing total number of stored treasures, cumulative score and number of lives remaining.
 - † Wizard runs out of Reincarnations (lives): he disappears from game.
 - † Prince runs out of Reincarnations: game ends.



- † To read scrolls:
 - † Move Wizard or the Warrior Prince directly over scroll.
 - † Release disk.
 - † Press "Read Scroll."
 - † Scroll message appears on screen.
 - † If Nilrem reads a scroll containing a spell, he acquires that spell.
 - † If either the Prince or Nilrem reads "Ye read, ye move" on a scroll, they reappear in the transport scroll room on the opposite side of that Fortress Level.
- † To move between Levels:
 - † Locate key on current Level of Fortress.
 - † Pick it up as you would a treasure.
 - † Locate stairs.
 - † Press "Enter."
 - † Stairs will open. Move onto them.
 - † Screen displays number of Level you've reached.



HAND CONTROLLERS



Right Cover

Select Game


Warrior Prince Backs Up

Read Scroll

Call Up Status Screen

Pick Up/Store Treasures; Open Stairs;
Use Lantern of Life

Move Prince



Left Cover

Cast Spells


Wizard Backs Up

Read Scrolls/Acquire Spells

Call Up Status Screen

Pick Up/Store Treasures; Open Stairs;
Use Lantern of Life


Move Wizard



THE QUEST BEGINS

The noble young Prince and the ancient Wizard must make their way through the murky passageways of the Fortress.

- † Their journey begins in the Store Room on the first Level.
- † Guide the Prince with the right, and the Wizard with the left, controller.
- † To move the Prince or Wizard forward, press that disk edge in the desired direction.
- † To make the Prince or Wizard back away from an approaching foe:
 - † Press and hold either top side button.
 - † Press disk in direction you wish the Prince or Wizard to face.
- † The Prince appears at the center of the screen throughout the quest.
- † If the old Wizard wanders out of view, he cannot return until the Warrior Prince finds him. He paces impatiently and may be in a slightly different location when found.




Before leaving his cave, Nilrem passed his hand over a still pool of water. The surface now reflects the interior of the Fortress. The view is from above looking down.



EVIL ADVERSARIES

"Wizard, what are these black shades and foul-smelling smoke-belchers?"

PHANTOM KNIGHTS



"These dark attackers are Phantom Knights, my lord. Legend tells us that any mean mortal who betrays his sworn oath to the hallowed Code of Valor must, in afterlife, roam forevermore. The Sinister Serpent has legions of these vicious, mindless minions."

- † Phantom Knights can move through walls.
- † They attack the Wizard and Prince from all sides.
- † Since they are spirits, Phantom Knights move faster than the Wizard or the Warrior Prince.
- † If the Warrior Prince or Wizard is struck by a Phantom Knight, he loses half a life.

RED SORCERERS



Red Sorcerer



Fireburst

"The stinking smoke-spewers," the wizened Wizard continued, "are evil Red Sorcerers. They are apprentice warlocks. Should they survive a millennium in the service of the Sinister Serpent, they may lay claim to a castle and a kingdom of their own. However," the Wizard added dryly, "as Red Sorcerers are not very bright, and know only one spell, this rarely happens. Still, my Prince, beware!"



- † Red Sorcerers appear in puffs of sulphuric smoke.
- † They fling deadly firebursts at the Prince.
- † Because his magic is stronger and purer, and as they are not very bright, Red Sorcerers cannot detect the Wizard Nilrem's presence.
- † Even so, Nilrem can be injured if he gets in the path of a fireburst intended for the Warrior Prince.
- † If the Prince or Nilrem is struck by a fireburst, he loses half a life.

DEFENSES

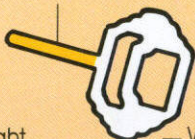
THE ENCHANTED SWORD

Armed with his enchanted sword and shielded by his magical armor, the Warrior Prince takes on all evil adversaries.



— Phantom Knight

The Enchanted Sword




— Warrior Prince

The Warrior Prince destroys evil adversaries by striking them with his sword – before they hit him!


The Prince can resist a fireburst flung by a Red Sorcerer!


- † When a Red Sorcerer appears, rotate the Prince until he faces his opponent.
- † When the Sorcerer flings the fireburst, the Prince can spear it.

First



Level of Dungeon





THE WIZARD'S DEFENSES

Nilrem, like most wizards, defends his friends and himself with magical spells.

CASTING SPELLS

- † Nilrem must face the opponent or object onto which the spell is being cast.
- † Release disk.
- † Press desired spell.

ACQUIRING SPELLS

Nilrem the Wizard acquires most of his spells by reading magical scrolls. The Sinister Serpent has carelessly left these potent parcels lying around the Fortress.

Each spell the Wizard acquires increases the Warrior Prince's chance for success!



Scroll

- † To read a scroll: Move the Wizard directly over the scroll.
 - † Release disk.
 - † Press "Read Scroll."
 - † Scroll legend appears.
 - † The Wizard Nilrem acquires ten uses of that spell.
 - † Nilrem can replenish his supply of a spell by reading scrolls time and again.
 - † The Wizard Nilrem never carries more than ten uses of a spell.
- ("A good wizard always practices moderation," he adds sagely.)
- † Keep track of where certain spell scrolls lie on each Level of the Fortress!

NOTE: The Warrior Prince can read scrolls, but only Nilrem can acquire spells.



SPELLS

Nilrem can acquire marvelous magical spells in his journey through the Sinister Serpent's Fortress.

These are the nine possible spells Nilrem can find and use:

SPELL	# WIZARD BEGINS WITH		USE
	2 PLAYER	2/MAGIC	
1. FREEZE	Infinite	Infinite	Immobilizes Phantom Knights temporarily.
2. FIREBALL	0	3	Destroys Phantom Knights or Red Sorcerers.
3. HEAL	0	3	Restores wounded Prince to full strength.
4. FAST FEET	0	3	Causes Prince to walk twice as fast.
5. INVINCIBLE	0	0	Makes Prince invincible, but also immobile, for a time.
6. DESTROY WALLS	0	0	Destroys most walls on first impact.
7. TO CHEST	0	0	Carries Prince and Wizard to Store Room on Level 1.
8. INVIC-WIZ	0	0	Makes Nilrem invincible and immobile for a time.
9. TO KNIGHT	0	0	Carries Nilrem to Prince if they have been separated.

- † Don't disturb Nilrem's concentration! When casting a spell, press no other controller button.
- † Spells 7, 8 and 9 are what the "Necromancer's Guide to Organic Magic" calls "non-directional" spells; the Wizard need not face in any particular direction while casting these spells.
- † A word about magical walls: walls demolished by magic reappear as solid barriers when a wizard or mortal returns to them.



INJURIES, CURES, AND REINCARNATIONS

INJURIES

The Warrior Prince and Nilrem begin their quest with nine lives each.

- † Each injury costs that adventurer half a life.
- † When struck, the Prince or Wizard is temporarily stunned and cannot move. Press disk again when flashing stops.



- † Warrior Prince loses first half of a life: he turns from white to gray.
- † The Wizard Nilrem loses first half of a life: he turns from light to dark blue.

CURES



Lantern of Life

- † If the wounded Prince or Wizard locates a Lantern of Life he can regain the half a life he has lost.
 - † Position the injured adventurer over Lantern.
 - † Press "Enter."
 - † When healed, the Prince or Wizard returns to his original color.
- NOTE: † Lanterns are not treasures and cannot be picked up.
- † Lanterns only heal the injured Prince or Wizard and cannot restore lost Reincarnations.
 - † The Wizard can restore half a life to the injured Warrior Prince by casting a "Heal" spell, if he has one.
 - † The Wizard cannot heal his own wounds.



REINCARNATIONS

† An injury after the loss of half a life kills the Prince or Wizard.



X

A flashing "X" marks the spot where the stricken adventurer has fallen.

Once the Prince or Wizard loses a life, he draws on his supply of Reincarnations. After a brief pause, that adventurer reappears and is ready for action.

† To keep track of the number of Reincarnations the Prince and Wizard have left, consult the status screen at any time.

† Press "Status" on either controller.

Reincarnations

Knight:	9
Wizard:	8
Treasures Inhand:	3
Stored:	5
Value:	250

Number of Lives Left

Number of Treasures
Prince and Wizard
are Carrying

Number of Treasures
Stored

Total Value of Stored
Treasures


† If Nilrem uses all his Reincarnations, he disappears and the Prince continues on alone.

† If the Prince exhausts his supply, the quest ends.



TRACKING DOWN TREASURES

The adventurous pair seeks to recover valuable treasures strewn around the Serpent's Fortress.



- † To pick up a treasure:
 - † Position Prince or Nilrem directly over treasure.
 - † Release disk.
 - † Press "Enter."
 - † Treasure disappears when picked up.
- † The Warrior Prince or the Wizard can carry up to six treasures each BUT
- † Their combined total of treasures in hand cannot exceed six. ("That," says Nilrem, "prevents our taking too easy a path to success. It is only through struggle that one gains wisdom.")

STORING TREASURES

- † To store treasures:
 - † Return to the treasure chest in the Store Room on the first Level of the Fortress.
 - † Position the Warrior Prince or the Wizard directly over the chest.
 - † Release disk.
 - † Press "Enter."
 - † Status screen appears with new score.
- † Store treasures and thrive! Both the Prince and the Wizard earn an additional Reincarnation for every 300 points scored.



LOWER LEVELS

Hordes of Phantom Knights and Red Sorcerers began to descend on the Prince and the Wizard soon after they had begun their search.

"Come, my lord," insisted the Wizard. "Our presence here is known. We must move to lower regions where treasures of even greater value await us – as well as the lair of the Sinister Serpent!"

† To move down to the next Level:

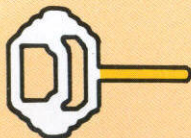
† Locate and pick up the key present on each Level.



Once picked up, a key cannot be lost or stored.

† Next, find the stairs.

† Press "Enter" on the Prince's controller.



† Stairs will open.

† Move Prince onto stairs.

† Screen shows the Fortress Level reached.

† To return to higher Level: move back onto stairs.

NOTE: When the Prince moves onto the stairs, Nilrem uses magic to follow him. He need not use the stairs.



TRANSPORT SCROLLS

"The longer we linger on any one Level, the more of the Serpent's henchmen we'll encounter," cautioned the Wizard.

"But how can we cover all this distance so quickly, Wizard? I lack your powers..."

"Ahh," replied the wily Wizard, "there are ways as yet unknown to you! Listen and learn."

- † To explore a Level more quickly, find a transport scroll room.
- † Position the Prince or Wizard directly over the scroll.
- † Release disk.
- † Press "Enter."
- † Legend on scroll appears: "Ye Read, Ye Move."
- † When the Wizard and Prince reappear, they will be in the transport scroll room on the opposite side of that Level of the Fortress. The Warrior Prince learns to use these transport scrolls when he wishes to return to Level 1 in order to store treasures.

As the Warrior Prince and Nilrem the Wizard move deeper into the cavernous Fortress, menacing Phantom Knights and Red Sorcerers attack in ever greater numbers. Still the friends fight on.

Who can say what perils await them on the lowest Level of the Fortress? The Sinister Serpent has a few tricks in store for even the most seasoned and valiant of crusaders.

Can the Prince and the Wizard discover the ultimate lair of the Sinister Serpent? What is the secret of the lowest Level?




SCORING

The value of a treasure is keyed to the Fortress Level on which it is found.

First Level:	50 points each
Second Level:	100 points each
Third Level:	150 points each
Fourth Level:	200 points each

BONUS!!!

EARN AN ADDITIONAL REINCARNATION FOR EVERY 300 VALOR POINTS SCORED!



TACTICAL TIPS

- † Map out the Levels of the Fortress, taking special note of the location of transport scroll rooms and treasures. Consult the map at the center of this booklet. It can help you learn your way around the first Level of the Fortress.
- † When battling a Phantom Knight, the Warrior Prince stands a better chance of winning the battle if he faces the Knight and backs away.
- † Similarly, Nilrem gains more time to select and fire the appropriate spell if he backs away from an advancing adversary.
- † The Prince should stand guard while Nilrem stores treasures or reads scrolls and acquires spells.
- † The Prince can sometimes avoid a Red Sorcerer's fireburst by moving so that the Sorcerer disappears from view. This works if the Sorcerer appears near the edge of the screen. Try it!
- † When trying to pass through crushing walls, the Prince and the Wizard enjoy greater success if they stand at the center of the doorway and then cross when the doors are completely open.
- † You may witness a magical moment: sometimes a sliding door nearly closes on the Prince – but his armor saves him. It flashes many colors and no enemy can injure him! He battles on in an eternal confrontation with evil.

**IMAGIC
VIDEO GAME CARTRIDGE
TWO YEAR LIMITED WARRANTY**

Imagic warrants to the original consumer purchaser of this Imagic video game cartridge that it will be free from defects in materials and workmanship for TWO YEARS from the date of purchase. If this cartridge is discovered to be defective within the warranty period, Imagic, at its option, will either repair or replace this cartridge free of charge, upon receipt of the cartridge, postage prepaid, with proof of date of purchase, at the following location:

IMAGIC

Customer Services
981 University Avenue
Los Gatos, CA 95030

This warranty is limited to electronic and mechanical parts contained within the cartridge. It is not applicable to normal wear and tear and is not applicable and shall be void if the defect has arisen through, or the cartridge shows signs of, misuse, excessive wear, modifications, or tampering.

THIS WARRANTY IS IN LIEU OF ALL OTHER EXPRESS WARRANTIES OR REPRESENTATIONS. ANY APPLICABLE IMPLIED WARRANTIES, INCLUDING WARRANTIES OF MERCHANTABILITY AND FITNESS, ARE LIMITED TO A PERIOD OF TWO YEARS FROM THE DATE OF PURCHASE. IMAGIC IS NOT LIABLE FOR ANY SPECIAL, INCIDENTAL, OR CONSEQUENTIAL DAMAGES RESULTING FROM BREACH OF ANY EXPRESS OR IMPLIED WARRANTIES ON THIS CARTRIDGE.

Some states do not allow limitations on how long an implied warranty lasts or the exclusion or limitation of incidental or consequential damages, so the limitations or exclusions set forth above may not apply to you. This warranty gives you specific legal rights, and you may also have other rights which vary from state to state.

NEED REPLACEMENT KEYPAD COVERS?

Mail check or money order (no cash, please) for \$1.50 per set of keypad covers to:

IMAGIC Replacement Covers
P.O. Box 31001
Los Gatos, CA 95030

Enclose your name, address, and telephone number. Be sure to include the name of the game! Allow 4 to 6 weeks for delivery.

IMAGIC


THE WIZARD'S CHALLENGE

Win a Free Swords & Serpents Poster!

Fellow Traveller, have ye discovered the secrets of the Serpent's Fortress? Answer all questions correctly and win one free poster!

- † How many different types of treasure litter Fortress floors?
Name them!
- † What be a Fool's Folly, and where?
- † What secret have ye uncovered in the Lair of the Sinister Serpent?

Send your answers, with the SWORDS & SERPENTS proof-of-purchase seal, to "Serpent's Secrets" at the Consumer Affairs address below.



Game Program designed by Brian P. Dougherty

IMAGIC

Consumer Affairs

Kathleen Boothe

P.O. Box 31001

Los Gatos, CA 95031

© 1983 IMAGIC
All Rights Reserved

700009-1A
Printed in USA